

TUBO

IN-LINE FANS

Features



- Duct mounting
- Easy maintenance
- Low-noise impeller
- Continuous operation
- Ball bearing motor
- 5 year warranty



Air flow:
up to 295 m³/h
82 l/s



Power:
from 16 W
SFP:
from 0.35 W/l/s



Noise level:
from 38 dBA



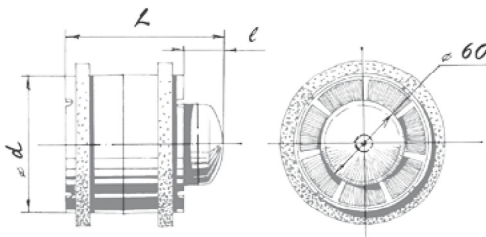
Options



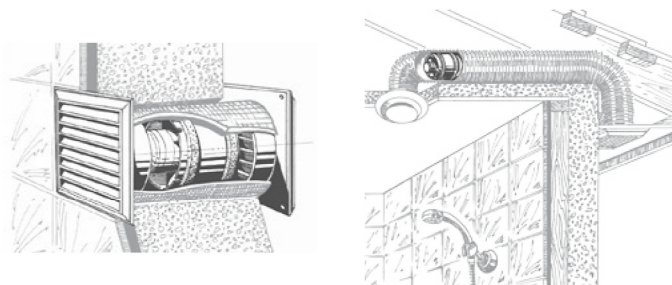
| | |
|--------|------------------|
| Model | Tubo 100/125/150 |
| Option | T |
| Timer | • |

- Turn-off delay adjustable from 2 to 30 min.

Overall dimensions and mounting

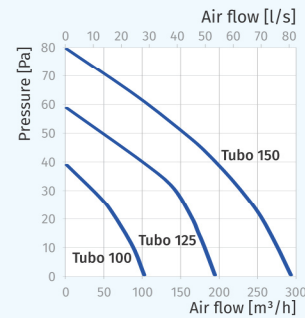


| Dimensions [mm] | d | L | l |
|-----------------|-----|-----|----|
| Tubo 100 | 98 | 115 | 30 |
| Tubo 125 | 123 | 115 | 30 |
| Tubo 150 | 148 | 135 | 30 |



Technical data

| Model | Tubo 100 | Tubo 125 | Tubo 150 |
|------------------------------------|------------|------------|------------|
| Voltage [V/Hz] | 220-240/50 | 220-240/50 | 220-240/50 |
| Power [W] | 16 | 22 | 29 |
| Current [A] | 0.085 | 0.1 | 0.13 |
| RPM [min ⁻¹] | 2300 | 2400 | 2400 |
| Air flow [m ³ /h (l/s)] | 102 (28) | 195 (54) | 295 (82) |
| SFP [W/l/s] | 0.56 | 0.41 | 0.35 |
| Noise level [dBA] | 38 | 39 | 40 |



Fixing bracket

Fan with a mounting bracket for mounting to a horizontal or vertical surface.



Tubo-U

Designation key

| | | | |
|-------|----------------|-----------------|--------|
| Tubo | -U | 125 | T |
| Model | Fixing bracket | Spigot diameter | Option |

Accessories

| Air disc valves | Duct system | Flexible air ducts | Grilles and hoods | Speed controllers | Clamps K, KZ |
|-----------------|-------------|--------------------|-------------------|---------------------|--------------|
| | | | | | |
| VPR, VSR, VMR | BlauPlast | BlauFlex | Decor, GM | CDT E1.8 MCD 60/0.3 | K, KZ |